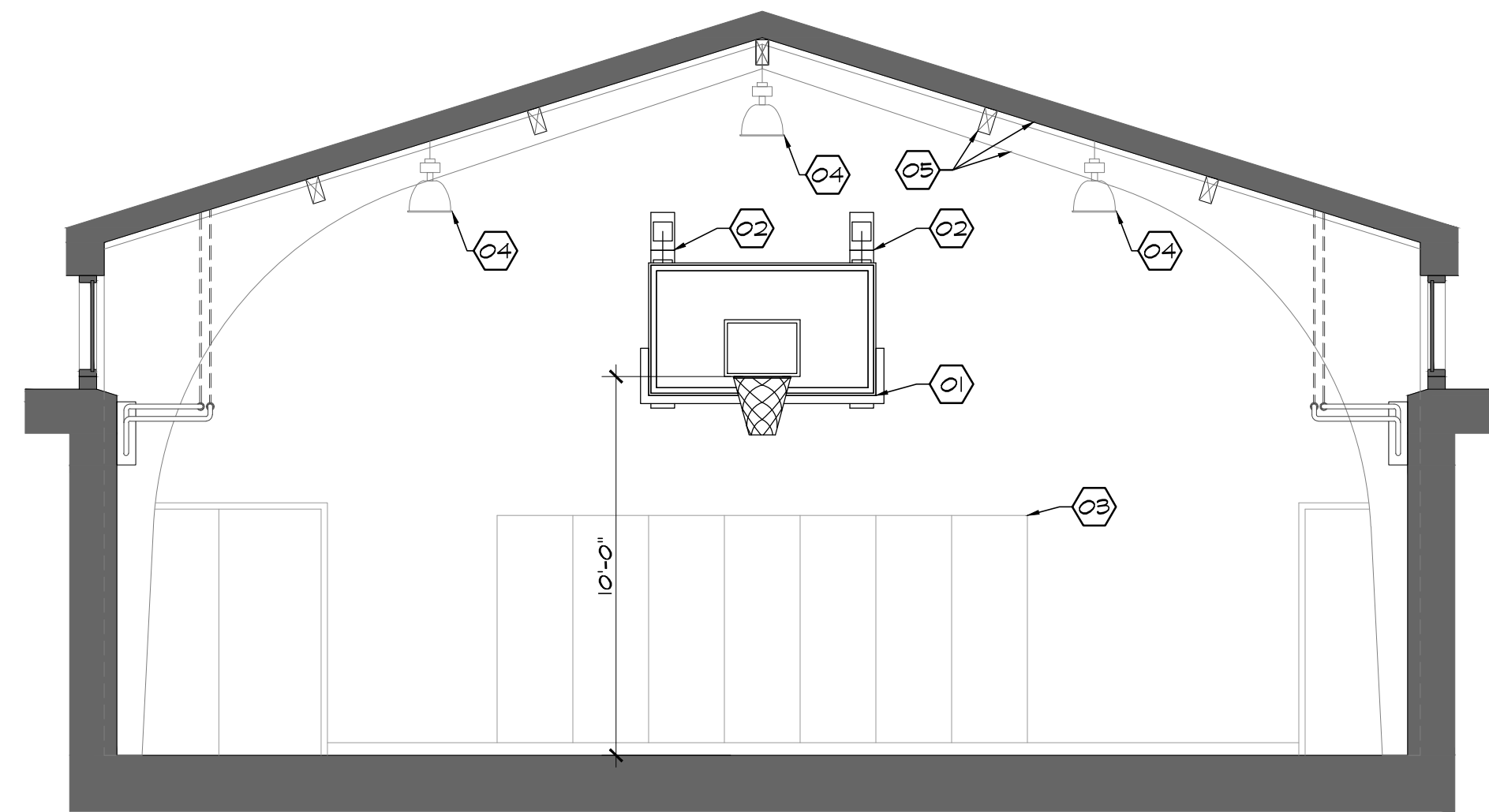


GENERAL NOTES

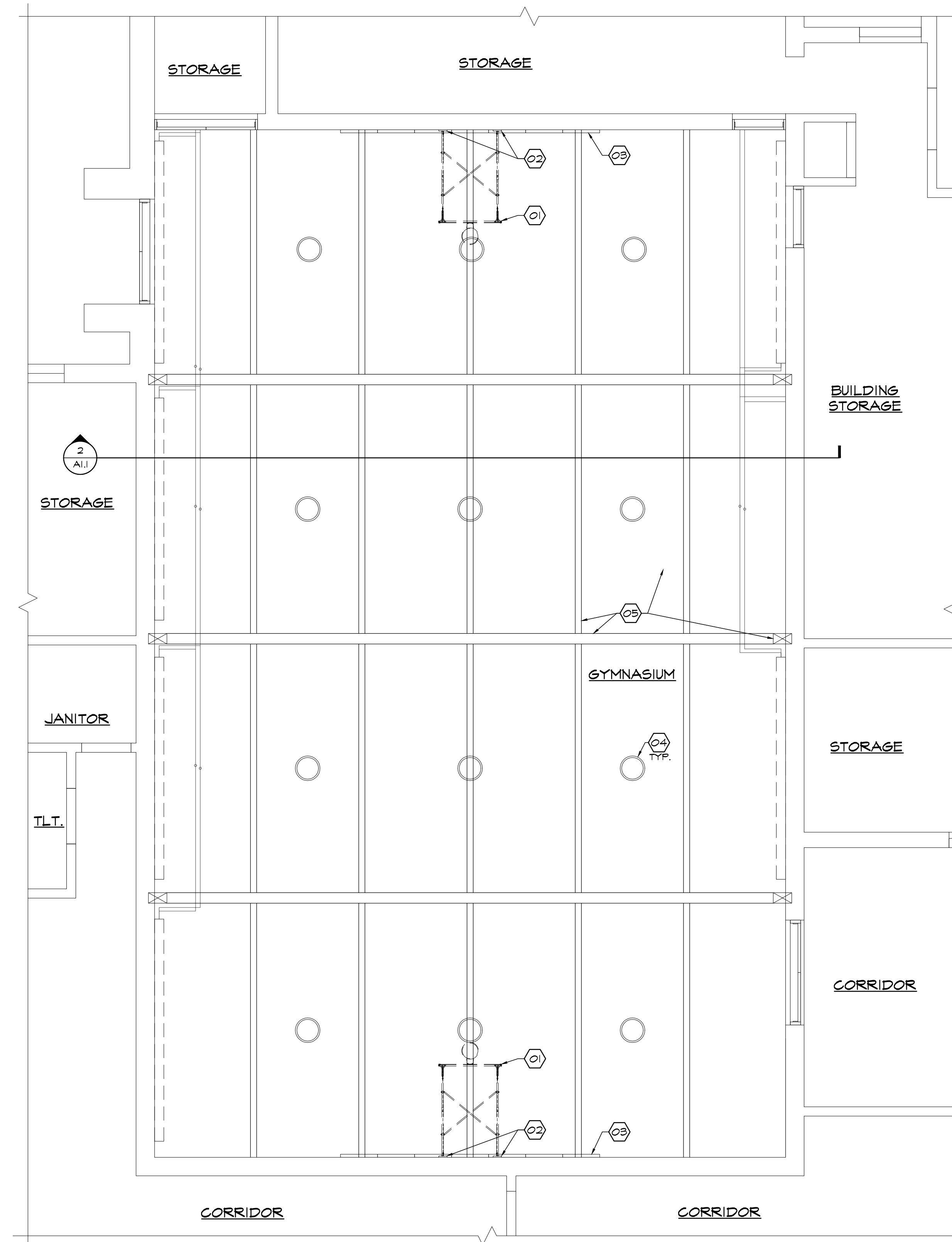
- 1) THE DRAWINGS MAY NOT BE TO SCALE. SEE PLANS AND DETAILS FOR DIMENSIONS.
- 2) ALL INTERIOR DIMENSIONS SHOWN ARE TO THE FACE OF FINISH UNLESS OTHERWISE NOTED.
- 3) THE CONTRACTOR SHALL VERIFY ALL DIMENSIONS AND ELEVATIONS BEFORE COMMENCING CONSTRUCTION AND REPORT ANY DISCREPANCIES TO THE ARCHITECT BEFORE PROCEEDING.
- 4) NOTHING IN THE SPECIFICATIONS OR DRAWINGS SHALL BE CONSTRUED TO ALLOW WORK NOT IN ACCORDANCE WITH THE 'CODE' REQUIREMENTS. WHEN REQUIREMENTS SHOWN OR SPECIFIED ARE LESS THAN THOSE DICTATED IN THE CODE, THE CONTRACTOR SHALL FURNISH AND/OR INSTALL THE LARGER SIZE OR HIGHER STANDARD WITHOUT EXTRA COST TO THE OWNER.
- 5) "PROVIDE" SHALL MEAN TO "SUPPLY & INSTALL".
- 6) ALL MATERIALS USED IN THE CONSTRUCTION OF THIS PROJECT SHALL BE CLASSIFIED AS NONCOMBUSTIBLE PER THE STATE BUILDING CODE WHETHER SO INDICATED ON THE DWGS OR NOT.
- 7) SEAL ALL PENETRATIONS THROUGH FIRE RATED CONSTRUCTION w/ FIRE CAULKING, TYPICAL FOR FIRE RATED PARTITIONS & FLOOR/ CEILING CONSTRUCTION.

KEYED CONSTRUCTION NOTES


- (01) REMOVE AND DISPOSE OF EXISTING WALL MOUNTED BACKSTOP AND ALL RELATED SUPPORT FRAMING, BRACING, BLOCKING, AND ACCESSORIES BACK TO SUPPORTING MASONRY WALL CONSTRUCTION TO REMAIN. PATCH / REPAIR / PREPARE EXISTING MASONRY CONSTRUCTION AS REQUIRED TO RECEIVE NEW WALL MOUNTED BACKSTOP PER SPECIFICATIONS. INSTALL PER MANUFACTURER'S INSTRUCTIONS. PAINT AFFECTED WALL SURFACE AREAS TO MATCH EXISTING PAINTED FINISHES TO REMAIN AS REQUIRED.
- (02) SECURE MANUFACTURER PROVIDED WALL PADS TO WALL USING 1/2" DIAMETER HILTI HIT-HY THREADED INSERT INTO WALL, WITH HILTI HIT-HY TO ADHESIVE, MIN 2" EMBEDMENT. ALL ANCHORS TO BE INSTALLED IN BLOCK WALLS, NOT IN MORTAR JOINTS. COORDINATE WITH MANUFACTURER'S INSTALLATION INSTRUCTIONS AS REQUIRED. COORDINATE BACKSTOP INSTALLATION AND WALL PAD MOUNTING WITH ANY EXISTING INSTALLED WALL MOUNTED CONDUIT OR FIXTURES AS REQUIRED.
- (03) EXISTING PROTECTIVE WALL PADDING TO REMAIN.
- (04) EXISTING SUSPENDED LIGHT FIXTURE TO REMAIN, TYP. OF 12.
- (05) EXISTING WOOD STRUCTURAL FRAMING AND DECK TO REMAIN, TYPICAL THROUGHOUT.



2 SECTION
SCALE: 1/4" = 1'-0"



1 FLOOR PLAN
SCALE: 1/4" = 1'-0"

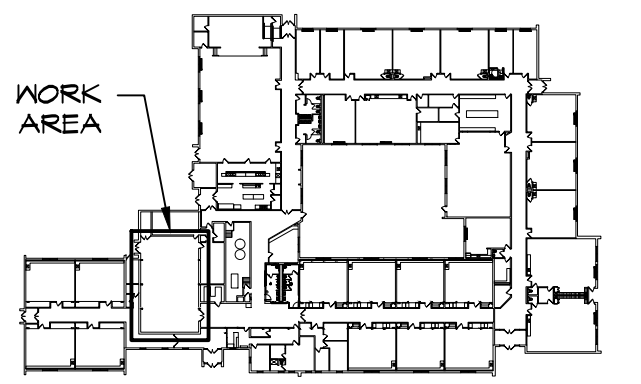


AHARONIAN & ASSOCIATES INC.
ARCHITECTS

310 George Washington Highway
Suite 100
Smithfield, Rhode Island
0 2 9 1 7
T 401-232-5010
F 401-232-5080
WWW.ARCH-ENG.COM

DISCLAIMER

OWNERSHIP AND USE OF DOCUMENTS, DRAWINGS AND SPECIFICATIONS ARE INSTRUMENTS OF PROFESSIONAL SERVICE AND SHALL REMAIN THE PROPERTY OF THE ARCHITECT. THESE DOCUMENTS ARE NOT TO BE USED, IN WHOLE OR IN PART, FOR ANY OTHER PROJECTS OR PURPOSES OR BY ANY OTHER PARTIES THAN THOSE PROPERLY AUTHORIZED BY CONTRACT WITHOUT THE EXPRESS WRITTEN AUTHORIZATION OF THE ARCHITECT.



KEYPLAN

REVISIONS

NUMBER	REMARKS	DATE

ISSUED FOR CONSTRUCTION

PROJECT TITLE
GYMNASIUM BACKSTOP REPLACEMENT

Capt. Isaac Paine
ELEMENTARY SCHOOL
160 Foster Center Road
Foster, RI 02825

DRAWING TITLE
REFLECTED CEILING PLAN & DETAILS

DATE 09-13-19	PROJ NO 19027.2
DRAWN BY JAM	CHECKED BY JAM

DRAWING NUMBER
A1.1